


Royal Enfield



750 – Custom Interceptor
1 Carb. Accelo. Cams

750GT – Interceptor
2 Carbs. Accelo. Cams

750TT – Interceptor
2 Carbs. Race Cams

Manufactured by

ENFIELD CYCLE CO. LTD.

REDDITCH ENGLAND

Distributed by

COOPER MOTORS 2815 W. Olive Ave., Burbank, California

Western States: 20 States West of the Mississippi River

A Real Pleasure to Ride –
has Automatic
NEUTRAL FINDER
Cuts shifting by 50%
No need to Downshift
Just press the Neutral Lever

GUARANTEE


All Royal Enfield Motor Cycles are sold by our Dealers subject to the limited Guarantee adopted by the British Cycle and Motor Cycle Industries Association Ltd. Specifications in this publication are subject to alteration at any time without notice.

DEALER

Royal Enfield

750 c.c.

Interceptor



Engine Type
Bore and Stroke
Displacement
Cylinder Heads
Cylinders
Compression Ratio
Carburation

4 cycle OHV vertical twin
71 mm x 93 mm
44.9 cu in
Separate light alloy
Separate large finned iron
8.5-1

Ignition

Two 1- $\frac{3}{16}$ " Monobloc carbs
with two float bowls
Magneto with automatic
advance

Valve Sizes
Main Bearings
Crankshaft
Connecting Rods

Inlet 1- $\frac{1}{8}$ ". Ex. 1- $\frac{3}{8}$ "
3- $\frac{1}{2}$ " diameter
One piece Nodular Iron
Aluminium alloy K-16 bolts

Fuel Capacity
Oil Capacity
Oil System

3 gallons
5 pints
Pressure dry-sump

Fork Head
Speedometer
Tachometer
Front Forks

Polished alloy
125 M.P.H.
8 000 R.P.M.
Oil damped telescopic
Swing arm with Girdings

Rear Suspension
Tyre Size, Front
Tyre Size, Rear
Top Speed

Gold Seal K70 3-50-19
Gold Seal K70 4-00-18
Up to 120 M.P.H. "Cycle
World" Road Test
20% more plate area;

Clutch

Multi-disc
4th gear—4.44 to 1
57 inches

Gear Ratio
Wheel Base
Saddle Height

31.5 inches. Seat may be
lowered one inch
5- $\frac{1}{2}$ inches
414 lbs.


Ground Clearance
Weight
Wheel Hubs
Front Brake
Rear Brake
Exhaust
Headlights
Sport Fenders

Light alloy full-width
7 inch dia. 1- $\frac{1}{2}$ inch width
7 inch diameter
2 pipes and 2 mufflers
7 inch quick detachable
Chrome plated

Magneto with automatic advance and retard. Separate Alloy Cylinder Heads, mounting two 1- $\frac{3}{16}$ " Monobloc Carburetors, one right side float. Two fuel taps. Easy-release clutch. Highly polished Alloy Fork Head, mounting Tachometer and Speedometer. New styled dual seat—all black. New headlight mountings.

COOLING DISCS OPTIONAL

- ★ Strong, smooth, quiet Engine specially designed as a 750 c.c. for the American rider.
- ★ The long 93 mm stroke, gives the Interceptor tremendous torque and acceleration at all speeds.
- ★ Speed of up to 120 m.p.h.—proven by "Cycle World" Road Tests.
- ★ The T.T. Interceptor has done 100 m.p.h. in the quarter mile drags.
- ★ 57" wheelbase plus proper balance: gives firm, steady handling, at high speed.
- ★ The most comfortable riding motor-cycle for both rider and passenger.
- ★ Exclusive neutral finder.
- ★ Lavishly finished with Chrome and Polished Alloy; painted in brilliant metallic Candy Apple Red or Hi-Fi Blue.



DISTRIBUTED BY

COOPER MOTORS

2815 W. OLIVE AVE., BURBANK, CALIFORNIA