

## extras available

- Safety bars
- Windtone horns
- Certificated speedometer
- 'Airflow' fairing  
etc.

Our representative will be pleased to call and arrange a demonstration

**Royal  
Enfield**

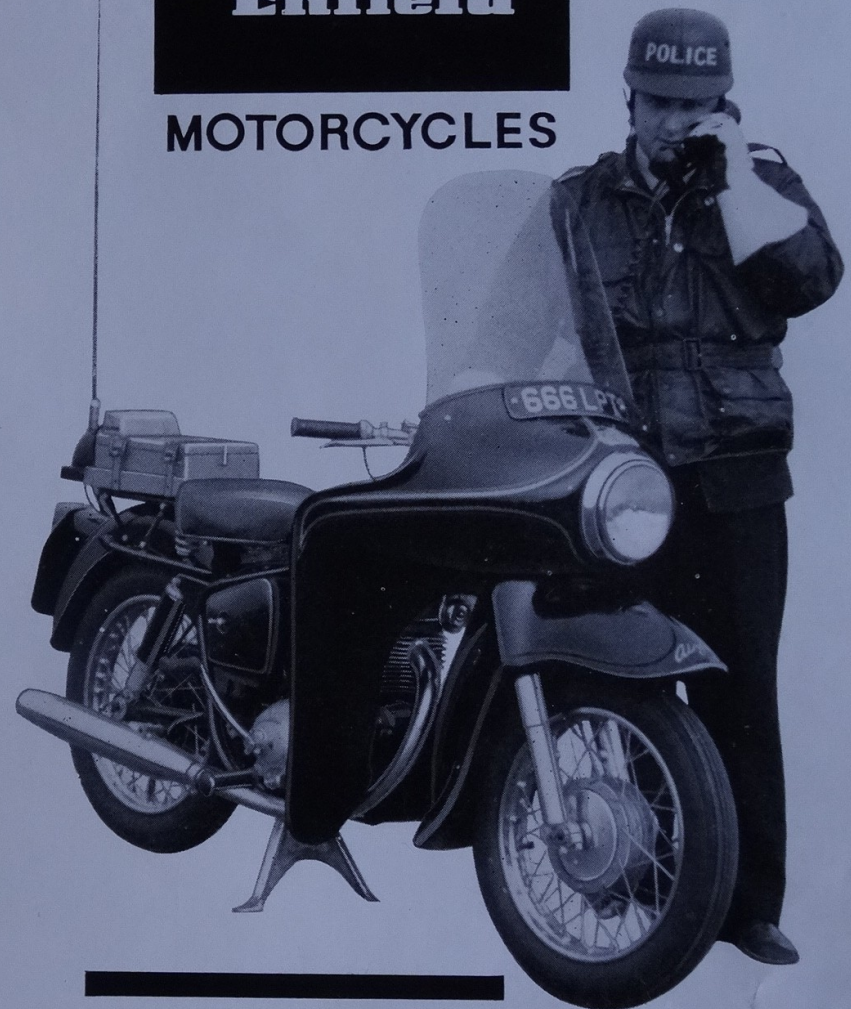
phone REDDITCH 4222

THE ENFIELD CYCLE CO., LTD.,  
REDDITCH, WORCESTERSHIRE.

*Photographs by courtesy of Durham County Constabulary*

**Royal  
Enfield**

**MOTORCYCLES**




**over 60 years  
of experience  
at the service  
of Police Forces**

In the comprehensive range of Royal Enfield machines now produced there are models eminently suitable for every type of police duty.




Illustrated are: (i) **The 250 CLIPPER** an extremely robust 250 c.c. machine, economic and silent in running, dependable in service and fitted with high output electrical equipment for use with BCC or Cossor transmitter/receiver sets. The illustration shows the machine fitted with Royal Enfield 'Airflow' frontal fairing, giving complete weather protection and a unique distinctive appearance.

(ii) **The 500 c.c. TWIN** model of compact design. 17" wheels and low seating position produce an extremely safe machine which combines excellent maximum performance with great flexibility throughout the speed range. This model is also fitted with high output electrical equipment and may be fitted with the 'Airflow' fairing as shown on the 250 model.



#### **INTERCEPTOR 750 c.c.**

A 750 c.c. machine which fulfills the requirements of motorway and similar patrols where high performance may be necessary. Particular attention has been paid in the design to ensure vibration-free running. The torque characteristics coupled with the use of a 4.2-1 top gear result in economical fast cruising and a very high maximum speed, whilst the power output of the engine provides rapid acceleration when required. High output electrical equipment, also fitted to this machine.



Close up of machine fitted with Cossor radio. Special electrical equipment comprises: High output generator (100 watt at 6 volt), large capacity battery (22-23 amp hours), heavy duty wiring harness, booster switch for continuous heavy duty and special rectifier and ammeter.