


ANNOUNCING AUGUST 1ST THE
1963 ENFIELD

IT'S THE
 FASTEST!


45 cu. in. OHV (750cc)
 INTERCEPTOR

IT HAS
 EVERYTHING



FANTASTIC ACCELERATION — DYNAMIC POWER at HIGH SPEED. Twin Carbs, Magneto, Big Valves, 8½ to 1 Comp., Power Cams, Tachometer & Speedo, Chrome Fenders, Small "Fury" Gas Tank, 2 Pipes, 2 Mufflers, Alloy Full-Width Hubs, 4.00 x 18 Rear Tire, Neutral Finder. Speeds in excess of 120 mph


250cc Fireball Scrambler



Eastern Models Fitted
 with Solo Saddle


5-SPEED GEARBOX, Chrome-Moly Lightweight Frame, Racing Cams, Big Valves, 1-1/8" Carb, 9.75 to 1 Comp. It's the HOTTEST—It's a WINNER!

750cc Constellation



Interceptor Engine

BEAUTIFUL STREAMLINING, Comfortable Riding, Firm—Steady Handling. Easy Starting, Manual Spark, Automatic Neutral Finder.



ALL-NEW 750cc ENGINE

Built From the Bottom Up As a 750

3 Years of Development

STRONG — SMOOTH — QUIET ENGINE

- ★ 71mm Bore by 93mm Stroke
- ★ Main Bearings: 3-11/32" Dia.
- ★ Two 1-1/8" Carburetors
- ★ New Type Heavier Clutch
- ★ 4.1 to 1 Gear Ratio
- ★ High Speed with Low RPM
- ★ New Heavy Crankcases
- ★ New Type Crankshaft
- ★ New Big Cylinder Barrels
- ★ New Alloy Cylinder Heads
- ★ New Rear Engine Mount
- ★ New Primary Case

DISTRIBUTORS:

COOPER MOTORS, 5832 So. Broadway, Los Angeles 3, Calif. For 20 Western States.

JOE SCHOTTHOEFER, 1983 E. 8 Mile Rd., Warren, Mich. For Mich., Ohio, Ind., Wisc. & Ill.

GENE SHILLINGFORD & SONS, 1635 W. Hunting Park, Philadelphia 40, Pa. For Middle & South Atlantic States

SAM AVELLINO, 240 Harris St., Revere 51, Mass. For New England States. FENCHURCH CORP., 67 Broad St., New York 4, N.Y.

SPARE PARTS STOCK
 AT ALL DISTRIBUTORS

As it appeared in MOTORCYCLIST Magazine, August, 1962

ENFIELD

750cc

**The Most Powerful
and Fastest
Motorcycle for the Road**

- ★ ROYAL ENFIELDS are easy-handling on corners and have firm, steady control at high speeds.
- ★ All models have a neutral finder mechanism. Just press the lever with your heel and you are automatically in neutral.
- ★ Gear ratio of 4.1 to 1 for high speed cruising at low RPM.
- ★ Comfortable low-sitting, two-level seats are on all models.
- ★ Springing is by heavy-duty adjustable Armstrong rear shocks and hydraulic double-action forks.
- ★ All models equipped with 4.00 x 18 rear tires and 19 inch front tires.
- ★ A heavy-duty competition gearbox is used in all models, with a newly designed clutch, with additional plates.
- ★ All models fitted with Smiths Speedometers.
- ★ The Interceptor model is fitted with a tachometer. Drive fittings for tachometer are on the Constellation for easy installation.

- ★ The 750cc overhead valve Twin Engine is DESIGNED for 750cc capacity, with heavy crankshaft and crankcases. Main bearings are roller and ball bearings of 3-11/32 inch diameter. Compare this with any other motorcycle!

- ★ The 71mm bore with 93mm stroke gives tremendous torque for fast acceleration and pulling power.

- ★ All twin cylinder engines have two separate cylinder barrels and two separate alloy heads for greater cooling between the cylinders.

- ★ BIG intake and exhaust valves with racing valve springs are used in the Interceptor engines.

- ★ The cast alloy oil tank is located between the engine and gearbox.

- ★ All models are very light in weight compared to other brands because of the great amount of aluminum used in construction of each motorcycle.

- ★ The lower fork legs are made of aluminum for light unsprung weight.

- ★ Large alloy wheel hubs and alloy brake plates are used to lighten the wheels.

- ★ Rear wheels are quick-detachable type.

It's the HOTTEST - It's a WINNER! 250cc ENFIELD Scrambler With 5-SPEED Gearbox

Extra-light chrome-moly frame. 250cc Overhead Valve Super 5 Engine. 70mm Bore x 64.5mm Stroke. 9.75 to 1 Compression. Racing Cams. Alloy Head with Big Valves. Big 1-3/16" Monobloc Carburetor. 120 mph Speedometer. Rear Tire: 4.00 x 18" Trials.