


# AL ENFIELD TOR CYCLES

**ANNUAL  
TAX**  
**15/-**  
**148CC**



MODEL X

**Model X. 148 c.c. SPORTS TWO-STROKE.**

**ENGINE**—148 c.c. twin exhaust port single cylinder two-stroke, bore and stroke 56 x 60 mm. Roller bearing big end.  
**LUBRICATION**—Oil mixed with petrol.  
**CARBURETTOR**—Two-lever control. Fitted with air cleaner.  
**IGNITION**—Villiers high-tension flywheel magneto.  
**SPECIFICATION**  
**LIGHTING SET**—Six-volt dynamo lighting: 7 in. head lamp and rear light.  
**GEARBOX**—Three-speed with hand control. Standard ratios: 7.0, 12.8 and 20 to 1. Handlebar-controlled clutch and kick starter.  
**TYRES**—Dunlop cord, 28 x 2.75 in., wired on.  
**STAND**—Spring-up rear stand.  
**FINISH**—Best quality black enamel. Bright parts chromium plated. Tank finished aluminium with green panels. Rims chromium plated.

**148 c.c. £22 17 6**

Including Electric Lighting Set.  
or £5 14 6 down and 12 monthly payments of £1 10 11, excluding insurance.  
Legshields, 19/- extra.

# ROYAL ENFIELD SPECIFICATION

## OF ROYAL ENFIELD 1934 MOTOR CYCLES

Coating gudgeon  
pan-case. Valves  
pieces. Hardened  
Side-valve models  
have enclosed  
inlet valve

Light-feed mechanical  
oil dry-sump system.  
Access to the oil com-  
and accessible filters

(pressed steel), combining  
throughout of the finest  
necessary. Lugs for sidcar  
and handlebars and

steering and road-holding  
on Model Z, finger adjust-  
except two-stroke models.

The gear box is pivotally  
and control on two-stroke  
standard on O.H.V. models—

in rear hub, absorbing all  
Models X and A enclosed in

minating all risk of leakage.  
and quickly detachable for access



### CARRIER

Two-stroke and side-valve machines have a pressed steel carrier which is fixed to the rear mudguard, and is removed when detaching the latter.

### HUBS BRAKES


Royal Enfield, fitted with non-adjustable deep-groove single row ball races. Internal expanding, of Royal Enfield manufacture. Special linings giving smooth, powerful action, long life and freedom from scoring. Finger adjustment to both brakes on all models. Complete set of tools, grease gun and inflator.

### EQUIP- MENT ELECTRIC EQUIP- MENT

An electric lighting set is a standard fitment on two-stroke models. When electric light is fitted to other models, a control panel containing the switch and ammeter is mounted in the tank top. The large head lamp has a double filament bulb, giving a dipping beam, and incorporates a separate bulb for parking purposes. The bulb in the rear lamp is mounted on a rubber diaphragm. The battery is fitted neatly beneath the saddle (except on Model K), and is held on a special rubber mounting. On Model K it is placed between the front down tubes of the frame.

### ADDITIONAL EQUIPMENT

Extra for:—	£	s.	d.
Lucas Magdyno Electric Lighting Set (all models except Z, X and A)	5	10	0
Electric Horn	10	6	
Smith's Trip Speedometer	2	5	0
Electric Lamp on Sidcar	10	0	
Legshields	10	0	
Footboards, Model K	15	0	
Carrier on O.H.V. Models	10	0	
27 x 4 in. tyres on Model K (per pair)	15	0	
26 x 3.5 in. tyres on Model L and "500 Bullet" (per pair)	10	0	
Fort Dunlop tyres (per pair)	10	0	
Competition tyres (per pair)	10	6	
Pillion Footrests	12	6	
Pillion Seat, Mudguard fitting	10	0	
Extra Windscreen and Side Curtain on Model 22 Sidcar	1	0	0
	10	0	
	15	0	
	1	10	0




# ROYAL ENFIELD

NEW

**T**HE most up-to-date power unit in the motor cycle world. The outstanding feature is the total enclosure of valves and springs. The cooling of the engine is quite unimpaired and the tappets are readily accessible by the removal of a single milled nut and cover. Valves and valve gear are automatically lubricated.

The dry-sump lubricating system is entirely self contained. The two oil pumps run at one-eighteenth engine speed and there are no ball or disc valves—and no external oil pipes.




Very long service is ensured from the scientific design and from the high quality materials employed. This reliability is worthy of the high performance of which the machine is capable.

250

ECONOMY  
COMFORT 1934  
SPEED  
SCOTT BRETTE LTD.,  
BICYCLE AND MOTOR CYCLE DISTRIBUTORS  
192 DEANSGATE,  
MANCHESTER

# ROYAL ENFIELD

MOTOR CYCLE



30%  
TAX

## THE ENFIELD CYCLE COMPANY LIMITED

Telephone :  
REDDITCH 121 (3 Lines)

Head Office and Works :  
**REDDITCH**

Telegrams :  
"CYCLES, PHONE, REDDITCH"


Telephones :  
3822 and 3818 HOBORN

London Office and Showrooms :  
48, HOLBORN VIADUCT, E.C.1

Telegrams :  
"JIGGER, CENT, LONDON"

London Service Depot :  
49, FARRINGDON STREET, E.C.4  
Telephone : 2568 HOBORN

**MODEL S**  
**250 c.c.**  
**O. H. V.**



- Four-speed Gearbox, pivotally mounted.
- Valves and Rocker Gear totally enclosed.
- Flange fitting down-draught Carburettor.
- Gear-driven Dynamo, mounted behind Engine.
- Self-contained Dry-sump Lubrication System.
- Detachable Rear Guard, with Lifting Handle.
- Enfield Patent Cush Drive in Rear Hub.

**SPECIFICATION**

**ENGINE** - - 248 c.c. single cylinder. Bore and stroke 64 x 77 mm. Overhead valves, rocker gear and push rods totally enclosed and automatically lubricated. Detachable cover for easy adjustment of tappets. High compression aluminium alloy piston, heat-treated. Very rigid flywheel assembly; roller bearings to both main shafts and big end. Robust timing gear having two cam shafts with wide cams operating direct on to inclined flat base tappets.

**LUBRICATION** Royal Enfield dry-sump circulating system: self-contained with two large and accessible filters. Oil fed direct to big end.

**CARBURETTOR** Down-draught type. Twist grip control to throttle.

**FRAME** - - Duplex, combining strength and rigidity with moderate weight. Built throughout of finest quality weldless steel tubing.

**FRONT FORK** Pressed steel blades, central compression spring. Two large shock absorbers. Perfect steering and road-holding.

**GEARBOX** - Four-speed. Ratios: 6-2, 8-4, 11-1 and 18 to 1. Positive change foot control at an extra charge.

**TRANSMISSION** Roller chains throughout. Patent cush drive in rear hub absorbing all engine shocks.

**BRAKES** - - Internal expanding. Finger adjustment to both brakes.

**TYRES** - - Dunlop Cord, 25 x 3 1/2 in.

**MUDGUARDS** Efficient wide mudguards. Rear guard quickly detachable for access to wheel.

**TANK** - - Welded steel construction, mounted on rubber, eliminating all risk of leakage.

**EQUIPMENT** Complete set of tools in box, grease gun and inflator.

**FINISH** - - Best quality black enamel. Bright parts chromium plated. Tank finished aluminium with green panels.

**IGNITION AND LIGHTING SET.** Lucas 6-volt lighting and ignition set, with extra large battery. Dynamo gear-driven from engine. Control panel in tank housing lighting and ignition switches, ammeter and warning light. Finger-tip controlled dimming switch.

**CASH PRICE 32 GUINEAS** (including Electric Lighting Set); or £8.8.0 down and 12 monthly payments of £2.5.6 excluding Insurance.  
 Foot-Operated Gearbox, Tubular Front Fork and Front Stand, **3 gns.** Extra. Rear Carrier, **10/-** Extra.

**PRICE**  
**32**  
**GNS.**  
**INCLUDING**  
**ELECTRIC**  
**LIGHTING**