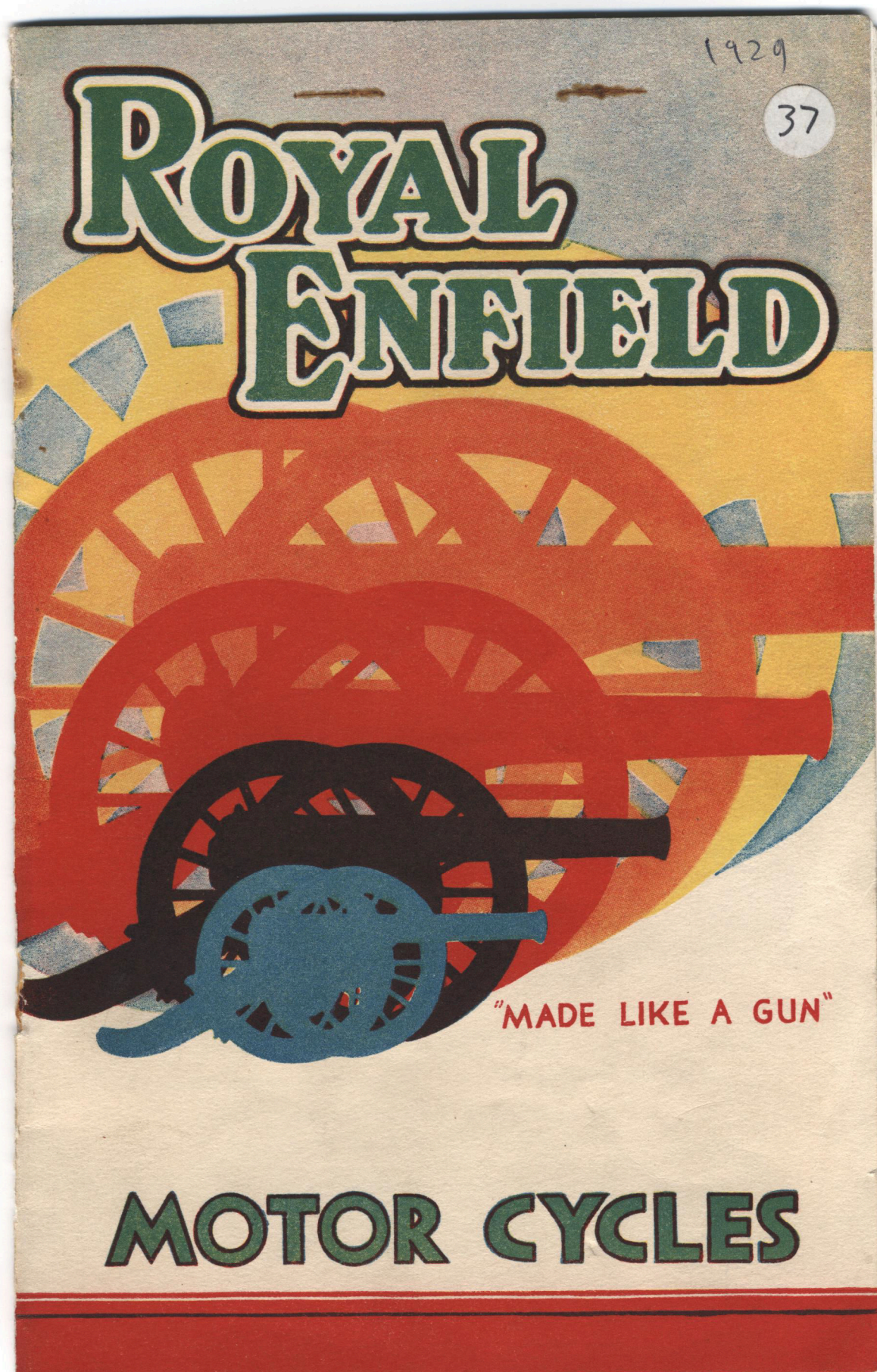



# 1929 Royal Enfield Sales Brochure



# ROYAL ENFIELD

MADE LIKE A GUN

## Motor Cycles for 1929



ROYAL ENFIELD WORKS FROM THE AIR.

## THE ENFIELD CYCLE CO. LTD.

HEAD OFFICE & WORKS

REDDITCH

Telephone: Redditch 121 (5 lines)

Telegrams: "Cycles, Phone, Redditch"

LONDON OFFICE & SHOWROOMS  
48 HOLBORN VIADUCT, E.C.1

Telephone:  
5822 and 5823 Holborn

Telegrams:  
"Jigger, Cent, London"

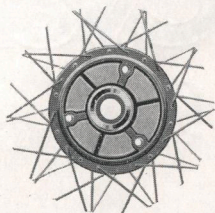

LONDON SERVICE DEPOT  
5, 7, 9, HATTON WALL, HATTON GARDEN, E.C.1

Telephone: 2508 Holborn

# DETAILS THAT MAKE FOR

## PATENT CUSH DRIVE HUB

The Enfield patent cush drive hub, which is fitted in the rear wheel of all Royal Enfield Motor Cycles, takes up the drive from the countershaft with great flexibility and smoothness. It minimises any tendency to "snatching" or harshness, which some chain drives possess.




The wonderful efficiency of this cush drive hub will be readily understood when we say that we are supplying large quantities of similar hubs to other manufacturers.

The accompanying illustration shows the inside of the driving sprocket and the outside of the hub. The driving end of the hub is provided with three metal vanes, and the inside of the

sprocket is similarly fitted. At each side of the metal vanes in the hub is placed a block of solid rubber. When in position the rubber blocks act as buffers between the vanes.


## INTERNAL EXPANDING BRAKES

All Royal Enfield Motor Cycles have internal expanding brakes to both wheels. These brakes are of Enfield manufacture, and are strongly made and most efficient. They are smooth in operation but very powerful, the shoes being lined with a compressed asbestos fabric. The illustration shows details of one of these brakes. Our patent cush drive hubs embodying these brakes are being supplied to other well-known manufacturers.



## DETACHABLE REAR MUDGUARD AND CARRIER

To facilitate tyre repairs and the removal of the rear wheel, the carrier and rear mudguard of all Royal Enfield Motor Cycles are made quickly detachable. The accompanying illustration shows the carrier and guard in position. To remove, slacken the nuts A on either side of the rear fork ends, which retain the carrier supports. The carrier should then be tapped sharply upwards, and the hooked ends B will lift out of the sockets C. The whole assembly of carrier and mudguard can then be lifted away, and the rear wheel and tyre are at once easily accessible. On Models 355 and 505, where a carrier is not fitted, the rear mudguard can be removed in the same way.




# ROYAL ENFIELD PERFECTION

## MECHANICAL LUBRICATION


An important feature in all Royal Enfield four-stroke engines is the mechanical oil pump. This consists of an oscillating plunger driven by a spiral gear from the cam shaft. It supplies a continuous and certain feed of oil proportionate to the speed at which the engine is running. On certain Models the rate of feed is adjustable but cannot be cut off altogether, the minimum supply being sufficient to lubricate the engine under normal conditions, while the maximum rate of supply is about three times the minimum. On the other Models the supply of oil from the pump is fixed at a suitable figure for normal running, while an additional hand pump is provided to supplement the supply when conditions call for greater power, as when ascending long hills or travelling at high speeds.

A fine mesh gauze is fitted in the tank to prevent foreign matter getting into the supply pipe or the pump, so that there is no likelihood whatever of the supply of oil being interrupted.



## STEERING DAMPER

On all models except the 2.25 h.p. Two-strokes, an efficient steering damper is provided as a standard fitment, without extra charge. A steering damper is exceptionally advantageous on sidecar machines and on solo models at high speeds. The Enfield steering damper has an ebonite knob for easy adjustment. By turning this the steering can be tightened to any desired degree.



## POSITION OF MAGNETO

The magneto on every Royal Enfield motor cycle is placed behind the engine. It is obvious that this is the correct situation for so vital an instrument. Placed well up behind the cylinder, and above the gearbox, it is completely protected from mud and wet, and also is kept warm and dry by the heat from the engine.

## PETROL TANKS

Petrol is a highly inflammable liquid, which should be handled with great care. A leaking petrol tank is therefore a grave danger besides causing serious waste. This possibility has been largely eliminated on Royal Enfield machines by the adoption of saddle tanks made of welded steel, having no soldered joints whatever.

These tanks, which are fitted on all models except 201 and 201A, are very handsome in appearance, and are finished in cellulose lacquer. Knee-grips are a standard fitting on all 3.46 h.p. and 4.88 h.p. models.





## GRADUAL PAYMENT PLAN

### *Simplicity Itself*

ANY Royal Enfield Motor Cycle may be purchased out-of-income, and, for the convenience of customers, we have our own Gradual Payment Department, so that prospective purchasers who wish to avail themselves of the excellent facilities which we provide can rest assured that not only will all details be strictly confidential, but throughout the whole period of payment they will receive that same prompt attention and sympathetic consideration which have always been such prominent features of the ROYAL ENFIELD programme.

Briefly, our offer is this—you can obtain any Royal Enfield model, delivered to the nearest railway station, equipped with suitable Lucas accessories, insured for one year with the London Assurance Company, for a deposit of one-quarter of the total list price. For example, take—

	£	s.	d.
Model No. 350 .. .. .	43	0	0
Lucas Lighting (see page 6), Head and Rear .. .. .	2	5	6
Lucas Horn .. .. .	0	8	6
Insurance .. .. .	3	15	0
	<hr/>		
	£49	9	0

Minimum deposit, one-fourth of £49 9 0, say  
£12 7 3.

The balance, plus the departmental charge, is spread over twelve months with a rebate if the account is paid earlier, making in this example twelve payments of £3 6s. 9d. Insurance is, of course, essential for our mutual protection. If a larger deposit than the minimum is paid, the departmental charge is decreased proportionately.

#### ALL YOU HAVE TO DO :

DECIDE on the model and accessories you require.

IF you are under 21 years of age, or if you are not a householder, obtain the signature of someone who is willing to act in the capacity of guarantor for you.

STATE clearly what your requirements are and fill in the details opposite, including names and addresses where indicated.

REFERENCES are not essential, but may be submitted if you so desire.

TAKE this form to the nearest Royal Enfield agent, or send it with deposit (registered if containing notes) to us addressed as follows :—

THE ENFIELD CYCLE CO., LTD. (Dept. J.),  
48, Holborn Viaduct,  
London, E.C.1.

All remittances payable to Enfield Cycle (Gradual Payments) Ltd.

DELIVERY.—Everything being satisfactory, your machine will be put on rail within ten days or less.

GUARANTEE.—All machines delivered under these terms are guaranteed (see page 24) in precisely the same manner as a cash transaction.

The Gradual Payment Plan is applicable to Great Britain only

*Strictly Private and Confidential*

To ENFIELD CYCLE (Gradual Payments) LTD.

48, Holborn Viaduct, London, E.C.1

DEAR SIRs,—I desire a ROYAL ENFIELD MOTOR CYCLE and ACCESSORIES as detailed below in accordance with the terms you offer. I enclose a deposit of £.....and I will pay the appropriate monthly payments at their due date. I understand you will embody these figures in an agreement and send this to me for MY APPROVAL and signature. If I do not desire to complete the transaction you will return my deposit in full.

Yours faithfully,

Every Agreement must be signed by a Householder who is over twenty-one years of age. A married lady can only be accepted as a guarantor if she is the actual Householder and is possessed of separate estate. A Householder is a person who either owns or rents a dwelling house or flat and owns the furniture therein.

**To be filled in by the Applicant**

Name (in full).....  
(If a Lady, state whether Married, Single or a Widow.)

Age .....

Address .....

.....

.....

How Long Resident there.....

Are You the Householder at that Address.....

Occupation .....

**To be filled in (if necessary) by the Guarantor**

Name (in full).....  
(If a Lady, state whether Married, Single or a Widow.)

Age .....

Address.....

.....

.....

How Long Resident there.....

Are You the Householder at that Address.....

Occupation.....

If a relative of Applicant please state relationship

.....

*We do not insist on the undernoted questions being answered, but the information, if given, will be accepted as an additional sign of good faith and will assist us in arranging quick delivery.*

Employer's Name and Address

.....

.....

.....

How Long Employed there.....

Employer's Name and Address

.....

.....

.....

How Long Employed there.....

**We do not under any circumstances communicate with Employers.**

**MODEL REQUIRED**

MODEL..... ENFIELD.

ANY SPECIAL INSTRUCTIONS.

MODEL..... SIDECAR.

.....

ACCESSORIES—

.....

.....

.....

.....

.....

.....

.....

.....

.....

.....

.....

.....

.....

**DELIVERY.**

AGENT.—Please state if required Machine is to be delivered from works or your stock.  
WORKS.

MY STOCK { Engine No.....  
Frame No. ....



## GRADUAL PAYMENT PLAN

*Insurance Rates, covering a Comprehensive Tariff Policy*

Model Nos.		Standard Premium for Private Pleasure Purposes only.			For Business Purposes.		
		£	s.	d.	£	s.	d.
201, 201A, 202, 203, 250 or 350	Solo	3	15	0	6	0	0
	Combination	3	16	0	6	0	0
350	Solo	3	15	0	6	0	0
351	Solo	3	17	0	6	0	0
351	Combination	3	15	0	6	0	0
355	Solo	3	18	0	6	0	0
355	Combination (Model 12 or 14 Sidecar)	3	19	0	6	0	0
355	Combination (Model 8 or 10 Sidecar)	4	0	0	6	0	0
352	Solo	6	0	0	6	15	0
501	Solo	6	2	0	6	15	0
501	Combination (Model 12 or 14 Sidecar)	6	3	0	6	15	0
501	Combination (Model 8 or 10 Sidecar)	6	1	0	6	15	0
502 or 505	Solo	6	3	0	6	15	0
502 or 505	Combination (Model 12 or 14 Sidecar)	6	4	0	6	15	0
502 or 505	Combination (Model 8 or 10 Sidecar)	7	13	0	9	0	0
182	Solo	7	17	0	9	0	0
182	Combination (Model 2 Sidecar)	7	16	0	9	0	0
182	Combination (Model 4 Sidecar)						
Trade Delivery Combination Models		<i>Rates approximately £9 0 0 for Country and £10 7 0 for London; but these are subject to adjustment on actual trade and District being known.</i>					

In order to facilitate deliveries the Standard Premium only is charged on all Gradual Payment Agreements unless otherwise specified, but any additional risks which you may require will be adjusted and charged for by the London Assurance Company on receipt of your Proposal Form. This Standard Premium (except in the case of Trade Vehicles) covers the machine when driven by the Owner or one Named Driver only. If an Additional Driver will be using the machine an additional 33½% will be charged on the premium or "Any Driver" at an additional 50%. When SOLO machines are used for carrying a Pillion Passenger an additional 50% Premium is payable. It is important that when the Proposal Form is received it is completed and returned at once.

### ACCESSORIES

The following Accessories *only* can be included in the Specification :

Various Models.—Covey Speedometer (to register 60 or 80 m.p.h.), £3 5s. 0d.;		
Leg Shields, Electric Lighting, Windscreens, Balloon Tyres, Speedometer with instrument in Tank (on certain Models only), etc., at Catalogue Prices.		
Models 201, 201A, 202, 203, 250—		£ s. d.
Lucas No. 320 F.S. Head Light and Generator	.. .. .	1 2 6
Lucas No. 63 E.B. Bulb Horn	.. .. .	0 8 6
Models 350, 351, 355, 501 and 505—		
Lucas No. 420 F.S. Head Light and Generator	.. .. .	1 12 6
Lucas No. 350 Sidecar Light and Generator	.. .. .	0 16 6
Lucas No. 63 E.B. Bulb Horn	.. .. .	0 8 6
Model 182 and all Trade Delivery Combinations—		
Lucas No. 462 F.S. Head Light and Generator	.. .. .	2 10 0
Lucas No. 354 Sidecar Light and Generator	.. .. .	1 2 6
Lucas No. 60 E.B. Bulb Horn	.. .. .	0 13 6
All Models—		
Lucas No. 344 Rear Light and Generator	.. .. .	0 13 0



## HINTS ON CHOOSING A MACHINE

**T**HE range of Royal Enfield motor cycles is so extensive that the rider may be in some doubt as to which model will best suit his requirements. It is hoped, therefore, that the following hints may be of service.

**TWO-STROKES.**—Many riders favour a two-stroke engine on account of its even pulling, its freedom from mechanical noise, its ability to pull a fairly high gear, and its excellent performance on hills. The two-speed Royal Enfield two-strokes represent the motor cycle in its simplest and most economical form. The three-speed machines, with their improved engine, variable ignition and low bottom gear, are capable of maintaining a high average speed on long runs and of climbing any hill even in the most mountainous part of the country.

**MODEL 250 FOUR-STROKE.**—This machine meets the demand of those riders who prefer a motor cycle with a four-stroke engine under 200 lbs. in weight, so that the annual tax is only 30/-. It forms for many the ideal "hack" machine, but is nevertheless capable of hard, long distance touring.

**MODEL 350 SIDE-VALVE.**—This machine is in many ways ideal as a general purpose mount. It has a greater reserve of power than Model 250, and the engine runs at a lower speed. As a solo mount this machine has a maximum speed which is seldom required by the average rider, and is capable of maintaining a high average speed over long distances. It is also capable of propelling a lightweight sidecar at a reasonable speed, and thus forms the most economical of sidecar combinations.


**MODEL 501 SIDE-VALVE.**—Where a rather larger sidecar is desired, combined with more speed and power on hills, we recommend the Model 501. As a solo machine, also, this model has that extra power which simplifies driving, and is so well appreciated by the experienced motor cyclist. The optional four-speed gear box will be much appreciated, especially on sidecar machines in hilly districts. It enables the ideal gear to be used on any hill and also provides a low emergency ratio.

**OVERHEAD VALVE MACHINES.**—The great popularity of the Royal Enfield overhead valve machines is largely due to the enclosed lubricated valve gear, which renders these machines as reliable and as silent as their side-valve prototypes. The two-port machines are eminently suitable for the expert motor cyclist who demands a high performance both solo and with sidecar. Either machine is capable of speeds which can very seldom be utilised. Model 505 has a relatively low compression engine, and is particularly suitable for fast touring with a sidecar. The single-port Model 351 provides much of the performance of the two-port machines at an extremely modest price. It is an exceedingly useful dual-purpose machine.

**MODEL 182 TWIN-CYLINDER MACHINE.**—This is the last word in luxurious motor cycling. Those who have not ridden a Royal Enfield twin, either solo or with sidecar, cannot appreciate the effortless ease with which this machine does its work. Whether you wish to drive at fifteen or fifty miles per hour, it is all one to this engine. Hills are taken in its stride, and the machine combines power with docility to an amazing degree. This machine represents wonderful value, and is ideal for novice and expert alike.

# ROYAL ENFIELD

MADE LIKE A GUN



## Model 201.—2.25 h.p. Standard Two-stroke

(Tax 30/-)

### Specification:

**ENGINE.**—Royal Enfield Two-stroke ; bore and stroke 64 × 70 m/m. (225 c.c.). Two exhaust ports. Roller bearings throughout. Cast-iron piston.

**LUBRICATION.**—Oil mixed with petrol.

**CARBURETTER.**—AMAL, two-lever.

**GEAR.**—Royal Enfield two-speed. Handlebar-controlled clutch. Kick-starter. Standard ratios: 5 and 8.1 to 1.

**TRANSMISSION.**—Roller chains. Patent Cush Drive in rear hub.

**FRAME.**—Built throughout of best quality weldless steel tubing. Low and comfortable riding position. Footboards and leg-shields are standard fitments.

**SILENCER.**—Large expansion chamber ; slotted tail pipe.

**HANDLEBAR.**—Touring or Sporting shape ; both adjustable.

**BRAKES.**—Internal expanding, front and rear.

**SADDLE.**—Comfortable saddle, with long suspension springs.

**TYRES.**—Dunlop Cord, 24 × 2½ in.

**MUDGUARDS.**—Strong sheet steel.

**CARRIER.**—Royal Enfield patent detachable carrier and rear mudguard.

**TOOLBAG.**—Strong leather, containing a complete set of tools.

**FINISH.**—Enamelled in best black enamel. Tank artistically finished in two shades of green enamel and lined. Bright parts heavily plated.

**WEIGHT.**—Approx. 160 lbs.

**LENGTH.**—6 ft. 6 in.

**WIDTH.**—2 ft. 8½ in.


**SADDLE HEIGHT.**—26½ in.

### Prices:

MODEL 201 to Standard Specification as above ... ..	£28 17 6
Or £8 3s. 2d. down and 12 monthly instalments of £2 4s. 1d., including Insurance.	
MODEL 201 with M.L. Maglita Electric Lighting Set ... ..	£34 2 6
Or £9 9s. 4d. down and 12 monthly instalments of £2 11s. 2d., including Insurance.	

# ROYAL ENFIELD

MADE LIKE A GUN



## Model 201A—2.25 h.p. Open-frame Two-stroke

(Tax 30/-)

Designed and built for the lady or gentleman who prefers not to wear special clothing when motor cycling.

### Specification :

**ENGINE.**—Royal Enfield Two-stroke ; bore and stroke 64 × 70 m/m. (225 c.c.). Two exhaust ports. Roller bearings throughout. Cast-iron piston.

**LUBRICATION.**—Oil mixed with petrol.

**CARBURETTER.**—AMAL, two-lever.

**GEAR.**—Royal Enfield two-speed. Handlebar-controlled clutch. Kick-starter. Standard ratios: 5 and 8.1 to 1.

**TRANSMISSION.**—Roller chains. Patent Cush Drive in rear hub.

**FRAME.**—This unique frame is built throughout of best quality weldless steel tubing. A dressguard extends rearwards from the circular tank to protect the rider's clothes. Footboards and leg-shields are fitted.

**SILENCER.**—Large expansion chamber ; slotted tail pipe.

**BRAKES.**—Internal expanding, front and rear.

**SADDLE.**—Comfortable saddle, with long suspension springs.

**TYRES.**—Dunlop Cord, 24 × 2½ in.

**MUDGUARDS.**—Strong sheet steel.

**CARRIER.**—Royal Enfield patent detachable carrier and rear mudguard.

**TOOLBAG.**—Strong leather, containing a complete set of tools.

**FINISH.**—Enamelled in best black enamel. Tank enamelled black with green centre panels. Bright parts heavily plated.

**WEIGHT.**—Approx. 164 lbs.

**WIDTH.**—2 ft. 8½ in.

**LENGTH.**—6 ft. 6 in.

**SADDLE HEIGHT.**—27 in.

### Prices :

MODEL 201A to Standard Specification as above ... .. **£30 0 0**


Or **£8 8s. 9d.** down and 12 monthly instalments of **£2 5s. 7d.**, including Insurance.

MODEL 201A with M.L. Maglita Electric Lighting Set ... .. **£35 5 0**

Or **£9 15s. 0d.** down and 12 monthly instalments of **£2 12s. 8d.**, including Insurance.

# ROYAL ENFIELD


MADE LIKE A GUN



## Model 202.—2.25 h.p. Standard Three-speed Two-stroke

(Tax 30/-)

As Model 201, but with engine having aluminium alloy piston, detachable aluminium cylinder head, giving improved form of combustion chamber; variable ignition control; Enfield three-speed gearbox (standard ratios: 5, 7.35 and 14.5 to 1). Enclosed kick-starter, frame modified to accommodate handsome saddle tank made of welded steel, finished in green cellulose. Spring seat saddle, giving very low and comfortable riding position.



## Model 203.—2.25 h.p. Sports Three-speed Two-stroke

(Tax 30/-)


Similar to Model 202 above, but with two long exhaust pipes and two silencers, footrests, and adjustable sports handlebar. Leg-shields are not fitted to this model.

### Prices:

MODEL 202 or 203 to Standard Specification ... ..	£32 10 0
Or £9 1s. 3d. down and 12 monthly instalments of £2 9s. 0d., including Insurance.	
MODEL 202 or 203 with M.L. Maglita Electric Lighting Set ...	£37 15 0
Or £10 7s. 6d. down and 12 monthly instalments of £2 16s. 0d., including Insurance.	

# ROYAL ENFIELD

MADE LIKE A GUN



## Model 250.—2.25 h.p. Side-valve Four-stroke

(Tax 30/-)

### Specification :

**ENGINE.**—225 c.c. Single Cylinder, bore and stroke 64 × 70 m/m. Aluminium alloy piston. Cylinder casting deeply finned for cool running. Roller bearing big end and main shaft bearing. Magneto drive completely enclosed.

**LUBRICATION.**—Automatic mechanical oil pump.

**CARBURETTER.**—AMAL, two-lever type.

**GEAR.**—Royal Enfield three-speed. Handlebar-controlled clutch. Kick-starter. Standard ratios : 7·2 ; 10·6 ; 20·8 to 1.

**TRANSMISSION.**—Roller chains. Patent Cush Drive in rear hub.

**FRAME.**—Built throughout of best quality weldless steel tubing. Low and comfortable riding position. Royal Enfield front forks with shock absorbers and steering damper. Adjustable footrests.

**PETROL TANK.**—Handsome welded steel saddle tank.

**SADDLE.**—Spring seat saddle.

**BRAKES.**—Internal expanding, front and rear, 5-in. drums.

**HANDLEBAR.**—Touring or Sports ; adjustable.

**TYRES.**—Dunlop Cord, 25 × 3 in.

**MUDGUARDS.**—Strong and wide, of sheet steel.

**CARRIER.**—Royal Enfield patent detachable carrier and rear mudguard.

**SILENCER.**—Large plated silencer.

**STAND.**—Spring-up central stand.

**TOOLS.**—Complete set in two pannier bags on carrier.

**FINISH.**—Best quality black enamel. Petrol tank finished in green cellulose. Bright parts heavily plated.

**WEIGHT.**—Approx. 190 lbs.  
**WIDTH.**—2 ft. 8½ in.


**LENGTH.**—6 ft. 5 in.  
**SADDLE HEIGHT.**—25 in.

### Prices :

MODEL 250 to Standard Specification as above	... ..	£36 0 0
Or £9 18s. 9d. down and 12 monthly instalments of £2 13s. 8d., including Insurance.		
MODEL 250 with Lucas Dynamo Electric Lighting Set	... ..	£41 5 0
Or £11 5s. 0d. down and 12 monthly instalments of £3 0s. 9d., including Insurance.		

# ROYAL ENFIELD

MADE LIKE A GUN



## Model 350.—3.46 h.p. Standard Side-valve

### Specification:

**ENGINE.**—346 c.c. Single Cylinder; bore and stroke 70 × 90 m/m. Aluminium alloy piston. Deeply finned cylinder for cool running. Stiffened crankcase and driving shaft. Roller bearings throughout.

**LUBRICATION.**—Automatic mechanical oil pump.

**CARBURETTER.**—AMAL, two-lever.

**GEAR.**—Sturmey-Archer three-speed. Handlebar-controlled clutch. Kick-starter. Standard ratios: Solo, 5·9: 8·6; 15·7 to 1. Sidecar, 6·6; 9·6; 17·7 to 1.

**TRANSMISSION.**—Roller chains. Patent Cush Drive in rear hub.

**FRAME.**—Built throughout of best quality weldless steel tubing. Low and comfortable riding position. Royal Enfield front forks with shock absorbers and steering damper. Adjustable footrests.

**PETROL TANK.**—Handsome welded steel saddle tank. Knee grips fitted.

**SADDLE.**—Spring seat saddle.

**BRAKES.**—Internal expanding, front and rear; 5-in. drums.

**HANDLEBAR.**—Touring or Sports; adjustable.

**TYRES.**—Dunlop Cord, 27 × 2·75 in.

**MUDGUARDS.**—Strong and wide, of sheet steel.

**CARRIER.**—Royal Enfield patent detachable carrier and rear mudguard.

**SILENCER.**—Large plated silencer.

**STANDS.**—Front and rear.

**TOOLS.**—Complete set in two pannier bags on carrier.

**FINISH.**—Best quality black enamel. Tank finished in green cellulose. Bright parts heavily plated.

**WEIGHT.**—Approx. 230 lbs.  
**WIDTH.**—2 ft. 9½ in.


**LENGTH.**—6 ft. 11 in.  
**SADDLE HEIGHT.**—27 in.

### Prices:

MODEL 350 to Standard Specification as above ... ..	£43 0 0
Or £11 13s. 9d. down and 12 monthly instalments of £3 3s. 2d., including Insurance.	
MODEL 350 with Lucas or M.L. Electric Lighting Set ... ..	£48 5 0
Or £13 0s. 0d. down and 12 monthly instalments of £3 10s. 2d., including Insurance.	
MODEL 350 with Model 14 or Model 12 Sidecar ... ..	£55 10 0
Or £14 16s. 9d. down and 12 monthly instalments of £4 0s. 2d., including Insurance.	
MODEL 350 with Sidecar and Electric Lighting Set ... ..	£61 5 0
Or £16 5s. 9d. down and 12 monthly instalments of £4 7s. 11d., including Insurance.	

# ROYAL ENFIELD

MADE LIKE A GUN



## Model 351.—3.46 h.p. Standard O.H.V.

### Specification :

**ENGINE.**—346 c.c. O.H.V. Single Cylinder; bore and stroke 70 × 90 m/m. Compression ratio 5½ to 1. Aluminium alloy piston. Deeply finned cylinder for cool running. Stiffened crankcase and driving shaft. Push rods and rockers enclosed and automatically lubricated. Roller bearings to big end and main shaft bearings.

**LUBRICATION.**—Automatic mechanical oil pump.

**CARBURETTOR.**—AMAL, two-lever.

**GEAR.**—Sturmey-Archer three-speed (close ratio). Handlebar-controlled clutch. Kickstarter. Standard ratios: Solo, 5·3; 7; 12·7 to 1. Sidecar, 5·9; 7·8; 14·2 to 1.

**TRANSMISSION.**—Roller chains. Patent Cush Drive in rear hub.

**FRAME.**—Built throughout of best quality weldless steel tubing. Low and comfortable riding position. Royal

Enfield front forks with shock absorbers and steering damper. Adjustable footrests.

**PETROL TANK.**—Handsome welded steel saddle tank. Knee grips fitted.

**SADDLE.**—Spring seat saddle.

**BRAKES.**—Internal expanding, front and rear; 5-in. drums.

**HANDLEBAR.**—Touring or Sports; adjustable.

**TYRES.**—Dunlop Cord, 27 × 2·75 in.

**MUDGUARDS.**—Strong and wide, of sheet steel.

**CARRIER.**—Royal Enfield patent detachable carrier and rear mudguard.

**SILENCER.**—Large plated silencer.

**STANDS.**—Front and rear.

**TOOLS.**—Complete set in two pannier bags on carrier.

**FINISH.**—Best quality black enamel. Tank finished in green cellulose. Bright parts heavily plated.

**WEIGHT.**—Approx. 238 lbs.

**WIDTH.**—2 ft. 9½ in.

**LENGTH.**—6 ft. 11 in.


**SADDLE HEIGHT.**—27 in.

### Prices :

MODEL 351 to Standard Specification as above	... ..	£45 0 0
Or £12 3s. 9d. down and 12 monthly instalments of £3 5s. 10d., including Insurance.		
MODEL 351 with Lucas or M.L. Electric Lighting Set	... ..	£50 5 0
Or £13 10s. 3d. down and 12 monthly instalments of £3 12s. 11d., including Insurance.		
MODEL 351 with Model 14 or Model 12 Sidecar	... ..	£57 10 0
Or £15 6s. 9d. down and 12 monthly instalments of £4 2s. 10d., including Insurance.		
MODEL 351 with Sidecar and Electric Lighting Set	... ..	£63 5 0
Or £16 15s. 9d. down and 12 monthly instalments of £4 10s. 8d., including Insurance.		

# ROYAL ENFIELD

MADE LIKE A GUN



## Model 355.—3.46 h.p. Sports Two-port O.H.V.

### Specification:

**ENGINE.**—346 c.c. Two-port O.H.V. Single Cylinder; bore and stroke 70 × 90 m/m. Compression ratio 6 to 1. Compression can be raised to 6½ to 1 by removal of compression plate. Aluminium alloy piston, extra deeply finned cylinder, stiffened crank-case and driving shaft. Push rods and rockers enclosed and automatically lubricated. Roller bearings to big end and mainshaft bearings.

**LUBRICATION.**—Royal Enfield patent adjustable feed mechanical oil pump.

**CARBURETTER.**—AMAL, two-lever.

**GEAR.**—Sturmey-Archer three-speed.

**TRANSMISSION.**—Roller chains. Primary chain and magneto drive completely enclosed in cast aluminium case). Patent Cush Drive in rear hub.

**WEIGHT.**—Approx. 304 lbs.  
**WIDTH.**—2 ft. 9½ in.

**FRAME.**—New type, as used in 1928 T.T. Races. Built throughout of best quality weldless steel tubing. Low and comfortable riding position. Improved Royal Enfield front forks with large shock absorbers and steering damper. Adjustable footrests.

**BRAKES.**—Internal expanding; front, 5 in.; rear, 6½ in.

**MUDGUARDS.**—Strong sheet steel, rear mudguard instantly detachable.

**TYRES.**—Dunlop Cord, 26 × 3 in.

**SILENCERS.**—Two large plated silencers, giving quiet running without back pressure.

**Gear Ratios, Petrol Tank, Saddle, Handlebar, Stands, Tools and Finish as Model 351.** Specification on previous page.

**LENGTH.**—7 ft.  
**SADDLE HEIGHT.**—27 in.


## Model 352.—3.46 h.p. Super-Sports Two-port O.H.V.

Exactly similar to Model 355, but with a special engine tuned for road racing. Push rods are not enclosed, and the overhead rockers run on roller bearings. No kick-starter.

### Prices:

MODEL 355 to Standard Specification as above	... ..	£50 0 0
Or £13 8s. 9d. down and 12 monthly instalments of £3 12s. 7d., including Insurance.	... ..	
MODEL 352 to Standard Specification	... ..	£75 0 0
Or £19 15s. 0d. down and 12 monthly instalments of £5 6s. 8d., including Insurance.	... ..	
MODEL 355 with Lucas or M.L. Electric Lighting Set	... ..	£55 5 0
Or £14 15s. 6d. down and 12 monthly instalments of £3 19s. 9d., including Insurance.	... ..	
MODEL 355 with Model 14 or Model 12 Sidecar	... ..	£62 10 0
Or £16 12s. 0d. down and 12 monthly instalments of £4 9s. 8d., including Insurance.	... ..	
MODEL 355 with Model 10 or Model 8 Sidecar	... ..	£66 15 0
Or £17 13s. 6d. down and 12 monthly instalments of £4 15s. 5d., including Insurance.	... ..	
MODEL 355 with Model 14 or Model 12 Sidecar and Lighting Set	... ..	£68 5 0
Or £18 1s. 0d. down and 12 monthly instalments of £4 17s. 6d., including Insurance.	... ..	
MODEL 355 with Model 10 or Model 8 Sidecar and Lighting Set	... ..	£72 10 0
Or £19 2s. 6d. down and 12 monthly instalments of £5 3s. 3d., including Insurance.	... ..	

# ROYAL ENFIELD



## Model 501.—4.88 h.p. Standard Side-valve

### Specification:

**ENGINE.**—488 c.c. Single Cylinder; bore and stroke 85.5 × 85 m/m. Aluminium alloy piston. Cylinder deeply finned for cool running, stiffened crankcase and driving shaft. Roller bearings to big end and main shaft bearing.

**LUBRICATION.**—Automatic mechanical oil pump.

**CARBURETTOR.**—AMAL, two-lever.

**GEAR.**—Sturmey-Archer three-speed. Handlebar-controlled clutch. Kick-starter. Standard ratios: Solo, 5; 7.3; 14.7 to 1. Sidecar, 5.6; 8.2; 16.5 to 1.

**TRANSMISSION.**—Roller chains. Totally enclosed magneto and primary chains. Patent Cush Drive in rear hub.

**FRAME.**—New type made throughout from best quality weldless steel tubing. Low and comfortable riding position. Royal Enfield front forks with shock absorbers and steering damper. Adjustable footrests.

**WEIGHT.**—Approx. 280 lbs.

**WIDTH.**—2 ft. 9½ in.

#### ENFIELD FOUR-SPEED GEAR, £2 EXTRA.

Standard Ratios: Solo, 5; 6.5; 8.5 and 15.5 to 1.  
Sidecar, 5.6; 7.3; 9.6 and 17.4 to 1.

**PETROL TANK.**—Handsome welded steel saddle tank. Knee grips fitted.

**SADDLE.**—Spring seat saddle.

**BRAKES.**—Internal expanding, front and rear; 6½-in. drums.

**HANDLEBAR.**—Sports or Touring, adjustable.

**TYRES.**—Dunlop Cord, 26 × 3.25 in.

**MUDGUARDS.**—Strong and wide, of sheet steel.

**CARRIER.**—Royal Enfield patent detachable carrier and rear mudguard.

**STANDS.**—Front and rear.

**TOOLS.**—Complete kit in two pannier bags on carrier.

**FINISH.**—Best quality black enamel. Bright parts heavily plated. Tank finished in beige cellulose with red panel.

**LENGTH.**—7 ft.


**SADDLE HEIGHT.**—27 in.

### Prices:

MODEL 501 to Standard Specification as above	... ..	£45 10 0
Or £12 17s. 6d. down and 12 monthly instalments of £3 9s. 6d., including Insurance.	... ..	
MODEL 501 with Lucas or M.L. Electric Lighting Set	... ..	£50 15 0
Or £14 4s. 0d. down and 12 monthly instalments of £3 16s. 8d., including Insurance.	... ..	
MODEL 501 with Model 14 or Model 12 Sidecar	... ..	£58 0 0
Or £16 0s. 6d. down and 12 monthly instalments of £4 6s. 6d., including Insurance.	... ..	
MODEL 501 with Model 10 or Model 8 Sidecar	... ..	£62 5 0
Or £17 2s. 0d. down and 12 monthly instalments of £4 12s. 4d., including Insurance.	... ..	
MODEL 501 with Model 14 or Model 12 Sidecar and Lighting Set...	... ..	£63 15 0
Or £17 9s. 6d. down and 12 monthly instalments of £4 14s. 4d., including Insurance.	... ..	
MODEL 501 with Model 10 or Model 8 Sidecar and Lighting Set ...	... ..	£68 0 0
Or £18 11s. 0d. down and 12 monthly instalments of £5 0s. 2d., including Insurance.	... ..	

# ROYAL ENFIELD

MADE LIKE A GUN



## Model 502.—4.88 h.p. De-Luxe Side-valve

Exactly similar to the standard 4.88 h.p. side-valve machine, but supplied equipped with electric lighting set, speedometer, and with the primary chain enclosed in a case made of cast aluminium instead of sheet metal.

The lighting set is the popular Lucas "Magdyno," consisting of a combined dynamo and magneto, an automatic cut-out, storage battery, head and tail lamps. The head lamp contains two bulbs giving a bright or dim light as required. The control switch and an ampere meter are mounted on the back of the head lamp. On sidecar machines a sidecar lamp is fitted.

The speedometer, which is the well-known Smith instrument, is flush-mounted in the tank, and is driven by an enclosed drive from the gearbox.

**WEIGHT.**—Approx. 308 lbs.

**LENGTH.**—7 ft.

**WIDTH.**—2 ft. 9½ in.

**SADDLE HEIGHT.**—27 in.

### ENFIELD FOUR-SPEED GEAR, £2 EXTRA.

Standard Ratios: Solo, 5; 6.5; 8.5 and 15.5 to 1.

Sidecar, 5.6; 7.3; 9.6 and 17.4 to 1.

### Prices:

MODEL 502 to de Luxe Specification as above ... .. **£53 15 0**

Or **£14 19s. 0d.** down and 12 monthly instalments of **£4 0s. 9d.**, including Insurance.

MODEL 502 with Model 14 or Model 12 Sidecar ... .. **£66 15 0**


Or **£18 4s. 9d.** down and 12 monthly instalments of **£4 18s. 6d.**, including Insurance.

MODEL 502 with Model 10 or Model 8 Sidecar ... .. **£71 0 0**

Or **£19 6s. 3d.** down and 12 monthly instalments of **£5 4s. 3d.**, including Insurance.

# ROYAL ENFIELD

MADE LIKE A GUN



## Model 505.—4.88 h.p. Two-port O.H.V.

### Specification :

**ENGINE.**—488 c.c. Two-port O.H.V. Single Cylinder; bore and stroke 85.5 × 85 m/m. Compression ratio 5½ to 1. Aluminium alloy piston, deeply finned cylinder, stiffened crank-case and driving shaft. Push rods and rockers enclosed and automatically lubricated. Roller bearings to big end and main shaft bearing.

**LUBRICATION.**—Royal Enfield patent adjustable feed mechanical oil pump.

**CARBURETTOR.**—AMAL, two-lever.

**GEAR.**—Sturmey-Archer three-speed (close ratio). Handlebar-controlled clutch. Kick-starter. Standard ratios: Solo, 4.7; 6.3; 11.3 to 1. Sidecar, 5.3; 7; 12.7 to 1.

**TRANSMISSION.**—Roller chains. Primary chain and magneto drive completely enclosed in cast aluminium cases. Patent Cush Drive in rear hub.

**FRAME.**—New type, as used in 1928 T.T Races. Built throughout of best quality weldless steel tubing. Low

**WEIGHT.**—Approx. 308 lbs.

**WIDTH.**—2 ft. 9½ in.

and comfortable riding position. Improved Royal Enfield front forks with large shock absorbers and steering damper. Adjustable footrests.

**PETROL TANK.**—Handsome welded steel saddle tank. Knee grips fitted.

**SADDLE.**—Spring seat saddle.

**BRAKES.**—Internal expanding front and rear: 6½ in. drums.

**MUDGUARDS.**—Strong sheet steel, rear mudguard instantly detachable.

**HANDLEBAR.**—Sports type, adjustable.

**TYRES.**—Dunlop Cord, 26 × 3.25 in.

**STANDS.**—Front and rear.

**SILENCERS.**—Two large plated silencers giving quiet running without back pressure.

**TOOLS.**—Complete tool kit in two strong pannier bags.

**FINISH.**—Best quality black enamel. Bright parts heavily plated. Tank finished in beige cellulose with red panel.

**LENGTH.**—7 ft.

**SADDLE HEIGHT.**—27 in.

### ENFIELD FOUR-SPEED GEAR, £2 EXTRA.

Standard Ratios: Solo, 4.7; 6.1; 7.9 and 14.5 to 1.


Sidecar, 5.3; 6.9; 8.9 and 16.4 to 1.

### Prices:

MODEL 505 to Standard Specification as above	... ..	£52 10 0
Or £14 12s. 9d. down and 12 monthly instalments of £3 19s. 1d., including Insurance.	... ..	
MODEL 505 with Lucas or M.L. Electric Lighting Set	... ..	£57 15 0
Or £15 19s. 3d. down and 12 monthly instalments of £4 6s. 2d., including Insurance.	... ..	
MODEL 505 with Model 14 or Model 12 Sidecar	... ..	£65 0 0
Or £17 15s. 9d. down and 12 monthly instalments of £4 16s. 1d., including Insurance.	... ..	
MODEL 505 with Model 10 or Model 8 Sidecar	... ..	£69 5 0
Or £18 17s. 3d. down and 12 monthly instalments of £5 1s. 10d., including Insurance.	... ..	
MODEL 505 with Model 14 or Model 12 Sidecar and Lighting Set...	... ..	£70 15 0
Or £19 5s. 0d. down and 12 monthly instalments of £5 3s. 11d., including Insurance.	... ..	
MODEL 505 with Model 10 or Model 8 Sidecar and Lighting Set ...	... ..	£75 0 0
Or £20 6s. 3d. down and 12 monthly instalments of £5 9s. 8d., including Insurance.	... ..	

# ROYAL ENFIELD

MADE LIKE A GUN



## Model 182.—9.76 h.p. Side-valve Twin

### Specification :

**ENGINE.**—Royal Enfield Twin Cylinder ; bore and stroke 85.5 x 85 m/m. ; capacity 976 c.c. Aluminium alloy pistons.

**LUBRICATION.**—Automatic mechanical oil pump feeding direct to front cylinder.

**CARBURETTOR.**—AMAL, two-lever.

**GEAR.**—Sturmey-Archer three-speed. Handlebar-controlled clutch. Kick-starter. Standard ratios : Solo, 4.2 ; 6.1 ; 11.2 to 1. Sidecar, 4.7 ; 6.8 ; 12.5 to 1.

**TRANSMISSION.**—Roller chains. Patent Cush Drive in rear hub.

**FRAME.**—Built throughout of best quality weldless steel tubing. Royal Enfield front forks with steering damper. Adjustable footrests.

**PETROL TANK.**—Handsome saddle tank of welded steel.

**SADDLE.**—Spring seat saddle.

**BRAKES.**—Internal expanding, front and rear ; 8-in. drums. Both foot operated.

**MUDGUARDS.**—Very wide and strong, sheet steel.

**HANDLEBAR.**—Sports or Touring, adjustable.

**TYRES.**—Dunlop Cord, 26 x 3.25 in.

**STANDS.**—Front and rear.

**TOOLS.**—Complete kit.

**FINISH.**—Best black enamel. Bright parts heavily plated. Tank finished in green cellulose.

**WEIGHT.**—Approx. 345 lbs.

**WIDTH.**—2 ft. 8½ in.

**ENFIELD FOUR-SPEED GEAR, £2 EXTRA.**

Standard Ratios : Solo, 4.2 ; 5.4 ; 7.1 and 13 to 1.  
Sidecar, 4.7 ; 6.1 ; 7.9 and 14.5 to 1.

**LENGTH.**—7 ft. 2 in.

**SADDLE HEIGHT.**—29 in.

### Prices :

MODEL 182 to Standard Specification as above ... ..	£62 10 0
Or £17 10s. 9d. down and 12 monthly instalments of £4 14s. 9d., including Insurance.	
MODEL 182 with Lucas Magdyno Lighting Set and Electric Horn ... ..	£68 10 0
Or £19 1s. 0d. down and 12 monthly instalments of £5 2s. 10d., including Insurance.	
MODEL 182 with Model 4 Sidecar ... ..	£79 5 0
Or £21 15s. 3d. down and 12 monthly instalments of £5 17s. 6d., including Insurance.	
MODEL 182 with Model 2 Sidecar ... ..	£81 5 0
Or £22 5s. 6d. down and 12 monthly instalments of £6 0s. 3d., including Insurance.	
MODEL 182 with Model 22 Two-seater Sidecar ... ..	£85 10 0
Or £23 7s. 0d. down and 12 monthly instalments of £6 6s. 1d., including Insurance.	
MODEL 182 with Model 4 Sidecar and Lighting Set ... ..	£85 15 0
Or £23 8s. 3d. down and 12 monthly instalments of £6 6s. 5d., including Insurance.	
MODEL 182 with Model 2 Sidecar and Lighting Set ... ..	£87 15 0
Or £23 18s. 3d. down and 12 monthly instalments of £6 9s. 1d., including Insurance.	
MODEL 182 with Two-seater Sidecar and Lighting Set ... ..	£92 0 0
Or £24 19s. 9d. down and 12 monthly instalments of £6 14s. 11d., including Insurance.	

# ROYAL ENFIELD

## TRADE DELIVERY OUTFITS


Fitted with coach-built box carrier, the 9.76 h.p. Royal Enfield Motor Cycle is the ideal outfit for small tradesman or large store. The specifications of these motor cycles are similar to Model 182, but have a different type of frame and tank.

### MODEL 185

#### 9.76 h.p. Delivery Outfit

Coach-built box carrier with hinged lid, painted green to match the motor cycle. As supplied to bakers, butchers, billposters, boot repairers, drapers, fishmongers, grocers, and others.

Inside dimensions of the Box Carrier: Length, 4 ft. 5 in. Depth, 1 ft. 8 in. Width, 1 ft. 7 in. Capacity, approximately 13 cubic feet.




OVERALL LENGTH of Outfit, 7 ft. 2 in.; WIDTH, 5 ft. 3 in.

### MODEL 165

#### 9.76 h.p. Dairyman's Outfit

We have sold large quantities of this type of outfit to dairymen, farmers, and greengrocers. It has a wide and exceptionally strong chassis. Milk float attached is capable of carrying three milk churns, besides cans, tools, spares, etc. Inside dimensions of body: Length, 4 ft. 6 in. Width, 2 ft. 7 in. Depth, 1 ft. 6 in.



OVERALL LENGTH of Outfit, 7 ft. 2 in.; WIDTH, 6 ft.

MODEL 175 is a similar outfit, but on the standard chassis, the length and width being the same as the box carrier of Model 185. This is designed to carry two milk churns instead of three, and is invaluable to the man with a smaller business.


### MODEL 155

#### 9.76 h.p. G.P.O. Type Outfit

As supplied to the G.P.O. Authorities. Capable of carrying loads up to 4 cwt. The large box has a lid in front and double doors at the rear. This model has, of course, the wide chassis mentioned above.

Dimensions of Box: Length, 4 ft. 9 in. Depth, 3 ft. 3 in. Width, 2 ft. 9 1/2 in. Capacity approximately 31 cubic feet.

Overall measurements as Model 165.



#### Prices:

MODEL 185 Delivery Combination complete as above	...	...	£77	10	0
MODEL 165 Dairyman's Combination, complete as above	...	...	£79	10	0
MODEL 175 Dairyman's Combination (not illustrated)...	...	...	£77	10	0
MODEL 155 G.P.O. type Combination, complete as above	...	...	£85	0	0

Insurance rates for Trade Delivery Vehicles vary according to actual trade and district in which used. Gradual payment prices for these Outfits, therefore, can be supplied on receipt of this information.

We issue a separate list for Trade Delivery Outfits and shall be pleased to send a copy, post free, on request.

# ROYAL ENFIELD

## SIDECARS

The sidecars in this catalogue are all made throughout in the Enfield Works. The chassis are made of finest steel tubing, and specially selected timber is used for the framework of the bodies. The latter are panelled in sheet metal or aluminium. The upholstery is grained leather cloth.

### Sidecars for 3.46 h.p. and 4.88 h.p. Machines

#### MODEL 14


##### Sports

Suitable for all 3.46 h.p. and 4.88 h.p. Models.

**CHASSIS.** — Enfield design; four-point attachment. Cee springs at rear and coil springs in front.

**BODY.** — Sturdily built and panelled in polished aluminium. Upholstered in black leather cloth. Hammock seat. Locker for tools and spares behind seat back. Cover-all apron fitted. Mudguard attached to body.

**WEIGHT** of Sidecar, Chassis, etc., approximately 100 lbs.



#### MODEL 12


##### Touring

Suitable for all 3.46 h.p. and 4.88 h.p. Models.

Similar to specification of Sidecar Model 14, but with body of touring design, having door and spring seat.

Curved celluloid windscreen can be supplied on either Model 14 or Model 12 at an extra charge of £1.

**WEIGHT** of Sidecar, Chassis, etc., approximately 98 lbs.



**OVERALL LENGTH** of Model 14 or 12 Combination, 7 ft.

**OVERALL WIDTH** of Model 14 or 12 Combination, 4 ft. 9 in.

#### Prices:

MODEL 14 or 12 Sidecar to Standard Specification ... .. £12 10 0


Or £3 3s. 0d. down and 12 monthly instalments of 17s. 0d., including Insurance.

# ROYAL ENFIELD

MADE LIKE A GUN

## Interchangeable Sidecars and Delivery Box for Model 501

This chassis is designed to allow a delivery box to replace the sidecar body very easily and quickly. By unscrewing four nuts the sidecar can be lifted clear and the box secured in its place.



### MODEL 8

#### Sports

Suitable for 3.46 h.p. Model 355 and all 4.88 h.p. Models.

Slightly wider and stronger chassis than that used on Models 14 and 12. Long sports body with door, roomy locker at rear, and curved windscreen with side-curtain. Upholstered in leather cloth.

**WEIGHT** of Sidecar, Chassis, etc., approximately 118 lbs.


### MODEL 10

#### Touring

Suitable for 3.46 h.p. Model 355 and all 4.88 h.p. Models.

An extremely comfortable and handsome sidecar upholstered in leather cloth, fitted with curved celluloid windscreen, and having a useful locker at rear.

**WEIGHT** of Sidecar, Chassis, etc., approximately 133 lbs.



### MODEL 6


#### Delivery Box only

The box carrier is strongly built of best quality timber and beautifully finished. Inside dimensions: Length, 4 ft. 1 in. Depth, 1 ft. 3 in. Width, 1 ft. 6 in.

Lettering on the box will be inscribed at a small extra charge, according to the work done.

Insurance rates for Trade Delivery Vehicles vary according to actual trade and district in which used. Gradual payment prices for these Outfits, therefore can be supplied on receipt of this information.

**OVERALL LENGTH** of Model 8 or 10 Combination, 7 ft.;  
**WIDTH**, 4 ft. 11 in.



#### Prices:

MODEL 10 or 8 Sidecar, complete as above ... .. £16 15 0  
Or £4 4s. 6d. down and 12 monthly instalments of £1 2s. 10d.,  
including Insurance.

MODEL 6 Delivery Box, with Mudguard, only ... .. £9 10 0

# ROYAL ENFIELD

## Sidecars for 9.76 h.p. Model 182


### MODEL 2

#### Touring

**CHASSIS.**—Enfield design, very strong and rigid, but easily detachable. Beautifully sprung. Stand fitted.

**BODY.**—Exceptionally strong and well made, coach-built, with roomy locker at rear. Black leather cloth upholstery, and curved celluloid wind-screen with side curtains. Mudguard attached to body.

**WEIGHT** of Sidecar, Chassis, etc., approximately 154 lbs.




### MODEL 4

#### Sports

**CHASSIS.**—As Model 2.

**BODY.**—Polished aluminium panels. Upholstered in black leather cloth. Hammock seat. Locker for tools and spares behind seat back. While of sporting line, this body is roomy and comfortable. A door is provided, also a wind-screen.

**WEIGHT** of Sidecar, Chassis, etc., approximately 126 lbs.




**OVERALL LENGTH** of Model 2 or 4 Combination, 7 ft. 2 in.; **WIDTH**, 5 ft. 3 in.

### MODEL 22

#### Occasional Two-seater

This sidecar will accommodate two adults, if necessary. Alternatively the rear seat may be utilised for luggage. When the rear seat is not in use, it can be folded up, giving the appearance of a very attractive single-seater body. The sidecar is very stoutly constructed and upholstered comfortably in black leather cloth. The specification includes one windscreen, and an additional one can be supplied at an extra charge of **£1 10s. 0d.** The illustration shows the rear seat open for use.

**WEIGHT** of Sidecar, Chassis, etc., approximately 199 lbs.



**OVERALL LENGTH** of Two-seater Combination, 7 ft. 7 in.; **WIDTH**, 5 ft. 3 in.

#### Prices:

MODEL 2 Sidecar to Standard Specification ... ..	£18 15 0
Or £4 14s. 9d. down and 12 monthly instalments of £1 5s. 6d., including Insurance.	
MODEL 4 Sidecar to Standard Specification ... ..	£16 15 0
Or £4 4s. 6d. down and 12 monthly instalments of £1 2s. 10d., including Insurance.	
MODEL 22 Two-seater Sidecar as above ... ..	£23 0 0
Or £5 16s. 3d. down and 12 monthly instalments of £1 11s. 4d., including Insurance.	



## ADDITIONAL EQUIPMENT

### On New Royal Enfield Machines

	£	s.	d.
Enfield Four-speed Gear on 4.88 h.p. and 9.76 h.p. Models .. ..	2	0	0
Smith Speedometer (tank fitting) on Models 355, 501 and 505 .. ..	2	0	0
Rear Carrier on Models 355 and 505 .. .. .	0	7	6
Twist Grip Control, all Models .. .. . per grip	0	5	0
Lucas Dynamo Electric Lighting Set on Model 250 .. .. .	5	5	0
M.L. Maglita Electric Lighting Set on Models 201, 201A, 202 and 203	5	5	0
Lucas Magdyno or M.L. Maglita Electric Lighting Set on Models 350, 351, 355, 501 and 505 .. .. .	5	5	0
Lucas Magdyno Electric Lighting Set and Electric Horn on Model 182	6	0	0
Electric Lamp on Sidecar, when fitted, on Models 350, 351, 355, 501, 502, 505 and 182 .. .. .	0	10	0
Lucas Electric Horn on machines fitted with Lucas Lighting Set ..	1	0	0
Lucas No. 60 Bulb Horn, all Models .. .. .	0	13	6
Lucas No. 63 Bulb Horn, all Models .. .. .	0	8	6
Extra for NIFE Battery on machines fitted with Lucas Lighting Set ..	1	0	0
Lucas Acetylene Lighting Set on Models 201, 201A, 202, 203 and 250 (Solo)	1	15	6
Lucas Acetylene Lighting Set on Models 350, 351, 355, 501 and 505 (Solo)	2	5	6
Lucas Acetylene Lighting Set on Models 182, 185, 165, 175 and 155 (Combination) .. .. .	4	5	6
Hood and Hood Cover on Model 2 Sidecar .. .. .	2	0	0
Windscreen on Model 14 or Model 12 Sidecar .. .. .	1	0	0
Rear Windscreen on Model 22 Sidecar .. .. .	1	10	0
Footboards and Leg-Shields on Model 250 .. .. .	1	1	0
Footboards on Models 350, 501, 502 and 182 .. .. .	0	10	0
Footboards and Leg-Shields on Models 350, 501, 502 and 182 ..	1	5	0
Leg-Shields on Models 350, 351, 501, 502 and 182 .. .. .	0	15	0
Dunlop 27 in. × 4 in. Balloon Tyres on Model 182 .. per wheel	0	10	0



## GUARANTEE

**W**E give the following guarantee with our motor cycles, motor cycle combinations and sidecars, which is given in place of any implied conditions, warranties or liabilities whatsoever, statutory or otherwise, all such implied conditions, warranties and liabilities being in all cases excluded. Any statement, description, condition or representation contained in any catalogue, advertisement, leaflet or other publication shall not be construed as enlarging, varying or overriding this guarantee. In the case of machines (a) which have been used for "hiring out" purposes; or (b) any motor cycle and/or sidecar used for any dirt track, cinder track, or grass track racing or competitions (or any competition of any kind within an enclosure for which a charge is made for admission to take part in or view the competition); or (c) machines from which the trade mark, name, or manufacturing number has been removed, no guarantee of any kind is given or is to be implied.

We guarantee, subject to the conditions mentioned below, that all precautions which are usual and reasonable have been taken by us to secure excellence of materials and workmanship, but this guarantee is to extend and be in force for six months only from the date of purchase, and damages for which we make ourselves responsible under this guarantee are limited to the free supply of a new part in exchange for the part of the motor cycle, motor cycle combination or sidecar which may have proved defective. We do not undertake to replace or refix, or bear the cost of replacing or refixing, such new part in the motor cycle, motor cycle combination or sidecar. We undertake, subject to the conditions mentioned below, to make good at any time within six months any defects in these respects. As motor cycles, motor cycle combinations and sidecars are easily liable to derangement by neglect or misuse this guarantee does not apply to defects caused by wear and tear, misuse or neglect.

The term "misuse" shall include amongst others the following acts:—

1. The attaching of a sidecar to the motor cycle in such a manner as to cause damage or calculated to render the latter unsafe when ridden.
2. The use of a motor cycle or of a motor cycle and sidecar combined, when carrying more persons or a greater weight than that for which the machine was designed by the manufacturers.
3. The attaching of a sidecar to a motor cycle by any form of attachment not provided or supplied by the manufacturers or to a motor cycle which is not designed for such use.

Any motor cycle or motor cycle combination or sidecar sent to us to be plated, enamelled or repaired will be repaired upon the following conditions, i.e., we guarantee that all precautions which are usual and reasonable have been taken by us to secure excellence of materials and workmanship, such guarantee to extend and be in force for three months only from the time such work shall have been executed or until the expiration of the six months above referred to, and this guarantee is in lieu and in exclusion of any common law or statute warranty or condition, and the damages recoverable are limited to the cost of any further work which may be necessary to amend and make good the work found to be defective.

## CONDITIONS OF GUARANTEE

If a defective part should be found in our motor cycles, motor cycle combinations or sidecars, or in any part supplied by way of exchange before referred to, it must be sent to us CARRIAGE PAID, and accompanied by an intimation from the owner that he desires to have it repaired or exchanged free of charge under our guarantee, and he must also furnish us at the same time with the number of the machine, the date of the purchase, or the date when the alleged defective part was exchanged as the case may be.

Failing compliance with the above, such articles will lie here AT THE RISK OF THE OWNER, and this guarantee and any implied guarantee, warranty or condition shall not be enforceable.

We do not guarantee specialities such as tyres, saddles, chains, lamps, etc., or any component parts supplied to the order of the purchaser differing from standard specifications supplied with our motor cycles, motor cycle combinations, sidecars or otherwise.

## CONDITIONS OF SALE

The prices appearing in this catalogue are STRICTLY NET. All goods are sold subject only to the conditions of guarantee given above. The Royal Enfield Motor Cycle and Sidecar Combinations are sold subject to the further condition that we cannot accept responsibility if used with any sidecars other than the ones supplied by us. The 2.25 h.p. Models are sold subject to the further condition that we cannot accept responsibility if they are used with sidecars of whatsoever make or type. The prices and specifications in this list are subject to alteration at any time without previous notice.

**PAYMENT.**—One-third deposit must be paid on our acceptance of the order, and the balance upon receipt of our advice that goods are ready for despatch.

**CARRIAGE.**—1. All machines are sent Carriage Paid to the nearest railway station.

2. Notwithstanding payment of carriage, all goods are to be considered as delivered to the customer when put on rail at Redditch Station, and all orders are accepted and executed upon this understanding.
3. Upon receipt of goods by customer, it is essential that the Railway Company's Delivery Sheet should in all cases be signed "not examined." The goods should then be carefully inspected, and in the event of any damage, notice should at once be sent to the Carriers and claim made from them.
4. We reserve the right to despatch either by Goods or Passenger Train, but when machines are sent by Goods Train in Crates, the Crates are charged, and half the amount charged is allowed when returned in good condition.
5. Cases and Crates for shipment abroad are charged at Cost Price.

**REPAIRS AND SUNDRIES.**—These cannot be booked; our terms are net cash on receipt of pro forma invoice. Machines or parts for repair must be sent carriage paid, and the name of the sender attached, or they cannot be received. Full instructions, with advice as to mode of despatch, should be posted same day. When ordering spare parts or sundries, customers are respectfully requested to quote our identification number for each part required. It is also necessary that the number of the machine and number of engine should in all cases be given. Please mark any communication relating to repairs or sundries:—"Service Department."

## NOTICE

We do not appoint agents for the sale on our behalf of our motor cycles or other goods, but we assign to motor cycle dealers areas in which we supply to such dealers exclusively for re-sale in such areas. No such dealer is authorised to transact any business, give any warranty, make any representation or incur any liability on our behalf.

**ROYAL**  
**ENFIELD**  
"MADE LIKE A GUN"